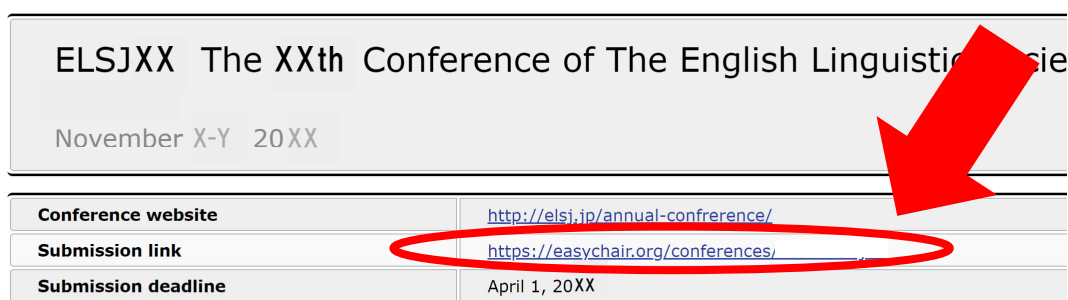


## EasyChair による発表応募に関して (EasyChair Instructions for Submissions)

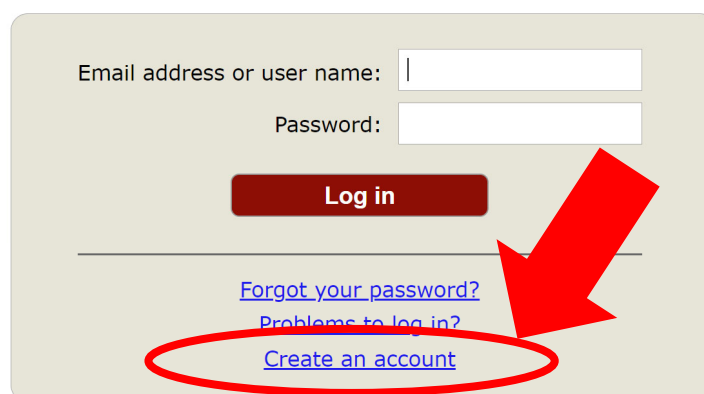
アカウントの作成に関して (ステップ 1-7)  
(A guide on creating an account) (steps 1 to 7)

1. Submission link をクリック  
(Click “Submission link.”)



ELSJXX The XXth Conference of The English Linguistic Association	
November X-Y 20XX	
Conference website	<a href="http://elsj.jp/annual-conference/">http://elsj.jp/annual-conference/</a>
Submission link	<a href="https://easychair.org/conferences/">https://easychair.org/conferences/</a>
Submission deadline	April 1, 20XX

2. create an account をクリック  
(Click “create an account.”)



Email address or user name:

Password:

**Log in**

---

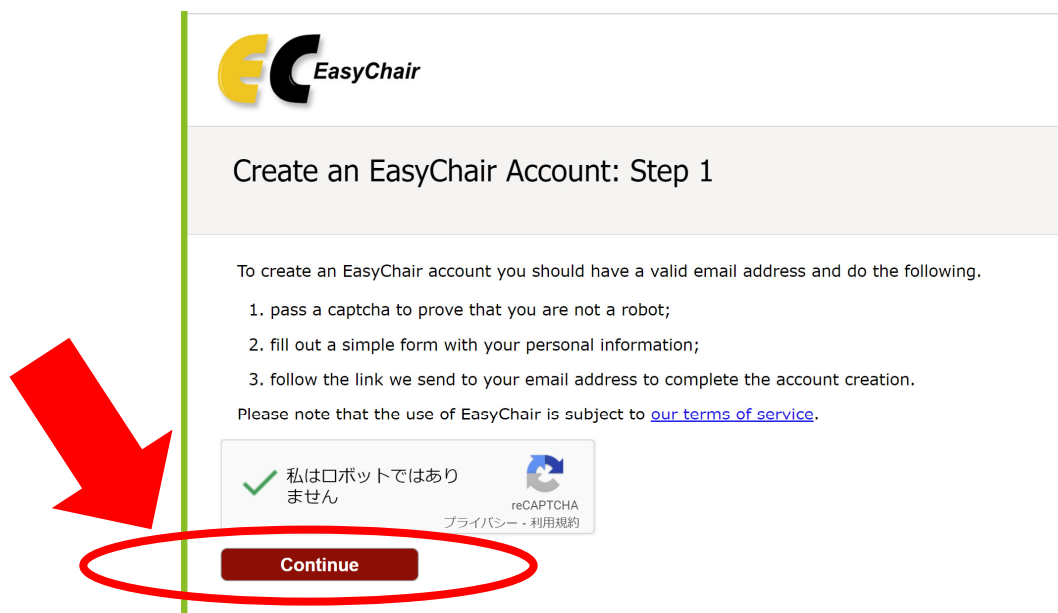
[Forgot your password?](#)

[Problems to log in?](#)

[Create an account](#)

**Submission of new papers for ELSJXX is open.**

3. 「私はロボットではありません」にチェックを入れ、Continue をクリック  
(Check “I’m not a robot” and click “Continue.”)



**EasyChair**

### Create an EasyChair Account: Step 1

To create an EasyChair account you should have a valid email address and do the following.

1. pass a captcha to prove that you are not a robot;
2. fill out a simple form with your personal information;
3. follow the link we send to your email address to complete the account creation.

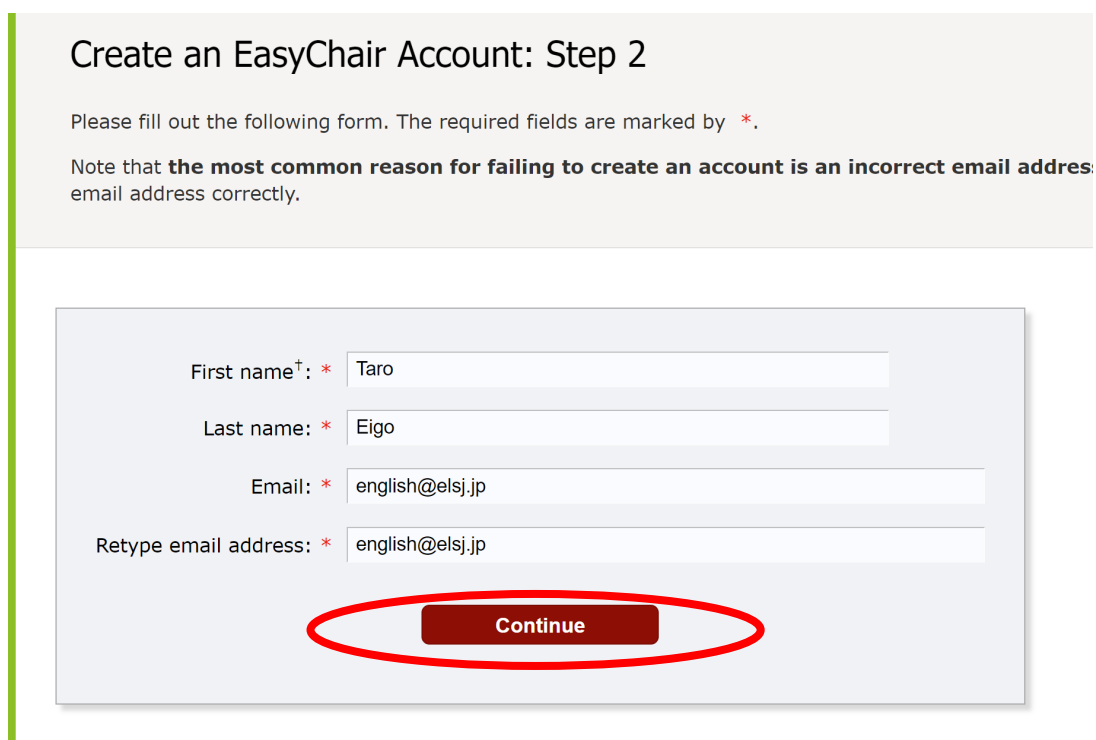
Please note that the use of EasyChair is subject to [our terms of service](#).

☒ 私はロボットではありません

reCAPTCHA  
プライバシー - 利用規約

**Continue**

4. 必要な情報を入力し、Continue をクリック  
(Fill in all required fields and click “Continue.”)



### Create an EasyChair Account: Step 2

Please fill out the following form. The required fields are marked by \*.

Note that **the most common reason for failing to create an account is an incorrect email address**. email address correctly.

First name\*: Taro

Last name\*: Eigo

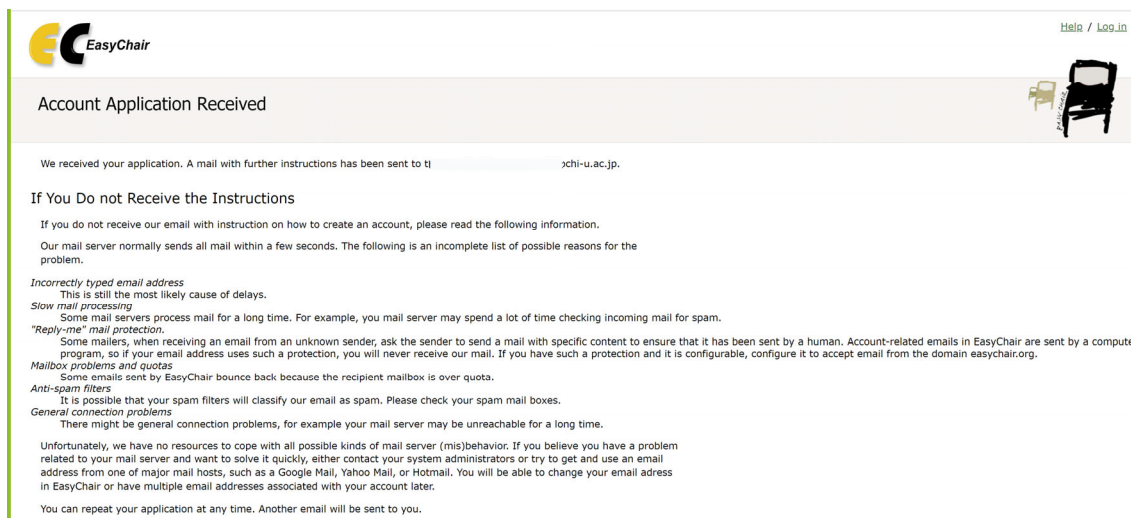
Email\*: english@elsj.jp

Retype email address\*: english@elsj.jp

**Continue**

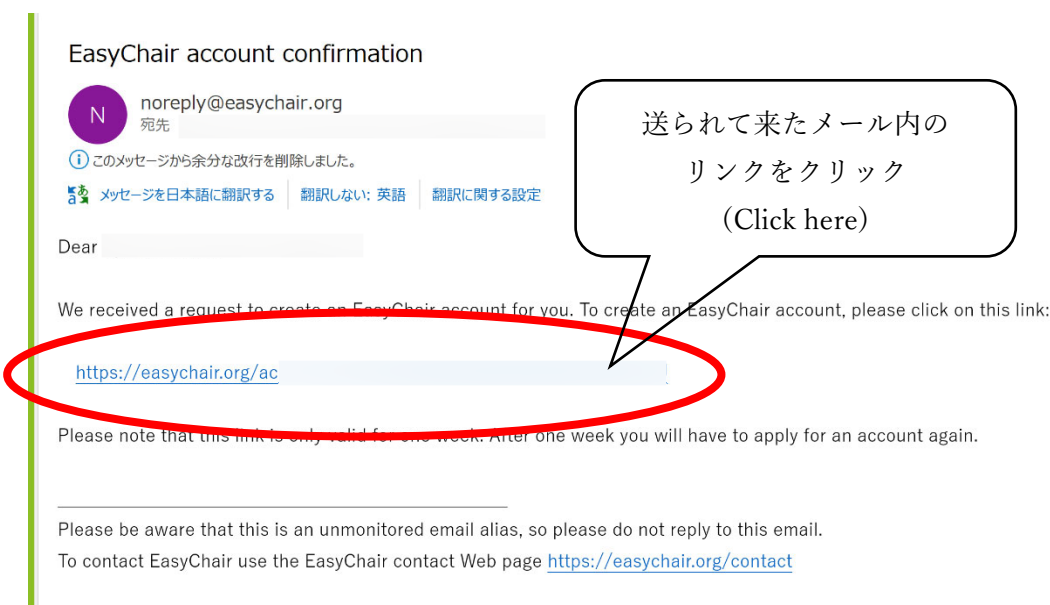
5. 以下の画面が表示され、以後の手順が示されたメールが登録したメールアドレスへ送られます。

(The following screen will appear, and an e-mail will be sent to your registered e-mail address with instructions on how to proceed.



以下が、送られてくるメールです。

(Below is the e-mail you will receive.)



6. 必要な情報を入力  
(Fill in all required fields.)

Create an EasyChair Account: Last Step

Hello [Name] ! To complete the creation of your account please fill out the following form. You should create the accc within 30 minutes after you have received this email. If you did not receive this email, please click on the link below to create this form from scratch.

To use the EasyChair system, you must agree to the EasyChair Terms of Service ([view terms](#)), ([download terms](#)).

☐ I agree to EasyChair Terms of Service

Enter your personal data.

First name<sup>†</sup>: \* Taro

Last name: \* Eigo

Organization: \*

Country/region: \*

The Web page is used to provide a link to it on some EasyChair pages, for example when you are mentioned as an author in a published conference program. It is optional. Please do not use the Web page of your organization here: if you fill this out, it should only be your personal Web page.

Your personal Web page

7. 以下の画面が表示されれば、アカウントの作成が完了  
(The following screen appears after you have successfully created the EasyChair account.)

Account Created

**Your EasyChair account has been created!**

To log in and access ELSJXX pages [click here](#).

発表要旨の応募に関して（ステップ 8-16）  
(A guide on abstract submission)

8. Submission link をクリック  
(Click “Submission link.”)

ELSJXX The XXth Conference of The English Linguistic Society	
November X-Y 20XX	
Conference website	<a href="http://elsj.jp/annual-conference/">http://elsj.jp/annual-conference/</a>
Submission link	<a href="https://easychair.org/conferences/">https://easychair.org/conferences/</a>
Submission deadline	April 1, 20XX

9. 登録したメールアドレス、及び、パスワードを入力し、Log in する。  
(Enter your e-mail address and password, and click “Log in.”)

Email address or user name:

Password:

**Log in**

[Forgot your password?](#)  
[Problems to log in?](#)  
[Create an account](#)

**Submission of new papers for ELSJXX is open.**

10. make a new submission をクリック  
(click “make a new submission”)

ELSJXX (The XXth Conference of The English Linguistic Society of Japan)

You are logged in to ELSJXX (The XXth Conference of The English Linguistic Society of Japan).  
Use the links below to access ELSJXX

Author

- [make a new submission](#)

CFP

This conference has a call for papers on the EasyChair Smart CFP:

- [view call for papers](#)

---

ELSJXX: The XXth Conference of The English Linguistic Society of Japan

November X-Y , 20XX

Conference website	<a href="http://elsj.jp/annual-conference/">http://elsj.jp/annual-conference/</a>
Submission link	<a href="https://easychair.org/conferences/">https://easychair.org/conferences/</a>
Submission deadline	

T

11. 必要な情報を英語で入力  
(Fill in all required fields in English.)

Author Information

For each author please fill out the form below. Some items on the form are explained here:

- **Email address** will only be used for communication with the authors. It will not appear in public Web pages of this conference. The email address can be omitted for not corresponding authors. These authors will also have no access to the submission page.
- **Web page** can be used on the conference Web pages, for example, for making the program. It should be a Web page of the author, not the Web page of her or his organization.
- Each author marked as a **corresponding author** will receive email messages from the system about this submission. There must be at least one corresponding author.

**Author 1** (click [here](#) to add yourself)

First name<sup>†</sup>: \*

Last name: \*

Email: \*

Country/region: \*

Organization: \*

Web page:

☒ corresponding author

## 注意点

- 発表者が複数の場合、Author 2 以降に発表者 **全員** の情報を入力してください。  
(In the case of a joint presentation, fill in the information on **all applicants**.)

**Author 2** ([click here to add yourself](#))

First name<sup>†</sup>: \*

Last name: \*

Email: \*

Country/region: \*

Organization: \*

Web page:

☒ corresponding author

必要に応じて、corresponding author の  
チェックを入れてください。  
(Check “corresponding author” as necessary)

**Author 3** ([click here to add yourself](#))

First name<sup>†</sup>: \*

Last name: \*

Email: \*

Country/region: \*

Organization: \*

Web page:

☒ corresponding author

## 12. 発表タイトルを入力 (Write the title)

### Title and Abstract

The title and the abstract should be entered as plain text, they should not contain HTML elements.

The form contains two input fields. The first is labeled 'Title: \*' and has a callout box pointing to it with the text: 'タイトルを記入  
発表言語で記入してください。  
(Write the title in the language that will be used during the presentation)'. The second is labeled 'Abstract: \*' and has a callout box pointing to it with the text: 'Abstract の欄には、特に記入の必要はありません。「x」と入力してください。  
(No need to write an abstract in “Abstract field.” Just type “x.”)'. The callout boxes have a green background for the first line of text.

## 13. Keywords の欄にキーワードを 5 記入する。 (Provide five keywords.)

### Keywords

Type a list of keywords (also known as key phrases or key terms), **one per** specify at least three keywords.

The form contains one input field labeled 'Keywords: \*'. A callout box points to it with the text: 'キーワード 1 (Keyword 1)  
...  
キーワード 5 (Keyword 5)'. The callout box has a green background for the first and last lines of text.

### Keywords 欄の記入例 (Example)

The form shows the 'Keywords: \*' field with the following text entered: 'A-movement  
Passive  
Case  
Copy  
Theta-assignment|'. The text is entered one item per line.

キーワードは 1 行ずつ入力してください (キーワードは日本語でも構いません)。  
(Type one item per line.)



14. Other Information and Files の欄に必要情報を入力、ファイルをアップロードし、Submit をクリック

(Fill in all required fields, upload your paper, and click “Submit.”)

#### Other Information and Files

**発表者1（氏名）**。＊ 漢字で記入してください（漢字表記がない場合は「x」を入れてください）。苗字と名前の間にスペースをいれてください。

**発表者2、その他（氏名）**。発表順に漢字で記入してください（漢字表記がない場合は「x」を入れてください）。発表者の間には「、」を入れ、それぞれの苗字と名前の間にはスペースを入れてください。

**会員番号（10桁 ハイフン不要）**。もしもお分かりになれば記入してください。

**会員種別**。＊ 選択してください。

☐ 一般

☐ 学生

**使用言語**。＊ 選択してください。

☐ 日本語

☐ 英語

**審査希望分野1**。＊ 該当する分野を入力してください。

**審査希望分野2**。（任意） 該当する分野を入力してください。

審査希望分野は次の表を参考に、「分野名」を記入すること。

(Below is the list of areas of linguistics)

1. 統語論 (syntax)	6. 歴史言語学 (historical linguistics)	11. 心理言語学 (psycholinguistics)
2. 音声学・音韻論 (phonetics/phonology)	7. コーパス研究 (corpus linguistics)	12. 神経言語学 (neurolinguistics)
3. 形態論・語彙論 (morphology/lexicology)	8. 語法研究 (grammar and usage)	13. その他 (other)
4. 意味論 (semantics)	9. 認知言語学 (cognitive linguistics)	
5. 語用論・談話分析 (pragmatics/discourse analysis)	10. 社会言語学 (sociolinguistics)	

優秀発表賞への応募。\* 希望を選択してください。

☐ 希望する

☐ 希望しない

修士号取得年。優秀発表賞に応募する場合は入力してください。（発表者が複数の場合、全員の修士号取得年を発表順に記入してください。）

**Paper.** Upload your paper. The paper must be in PDF format (file extension .pdf)

ファイルが選択されていません

Ready?

If you filled out the form, press the 'Submit' button below. **Do not press the button twice: uploading may take time!**

ファイルは **PDF 形式** でアップロードしてください。

(The paper must be in PDF format.)

・PDF のファイル名に指定は **ありません**。匿名になるように自動的に処理されます。

(There is no specification for the PDF file name. The file is automatically processed to be anonymous)

15. 投稿が完了すると次の画面に切り替わります。

(The following screen appears after you have successfully submitted the file.)

The submission has been saved!

Submission 7157	
Title	Test
Paper:	 (Mar 04, 01:05 GMT)
Author keywords	A-movement Passive Case Copy Theta-theory
Topics	
Abstract	x
Submitted	Mar 04, 01:05 GMT
Last update	
苗字	実験
名前	実験
会員番号	XXXXX
会員種別	一般
使用言語	日本語
審査希望分野 1	YYYY
審査希望分野 2	ZZZZ
優秀発表賞への応募	希望する
修士号取得年	20XX

Authors						
first name	last name	email	country	affiliation	Web page	corresponding?
Test	Test	<input type="text"/> .ac.jp	Japan	<input type="text"/>		✓

16. メールにも通知が来ていることを確認してください。

(Make sure the following notification is sent to you.)

ELSJXX submission



elsjxx@easychair.org

宛先

このメッセージから余分な改行を削除しました。



メッセージを日本語に翻訳する

翻訳しない: 英語

翻訳に関する設定

Dear authors,

We received your submission to ELSJXX (The XXth Conference of The English Linguistic Society of Japan):

Authors :

Title :

Number :

The submission was uploaded by .

You can access it via the ELSJXX EasyChair Web page

<https://easychair.org/conferences/>

Thank you for submitting to ELSJXX.

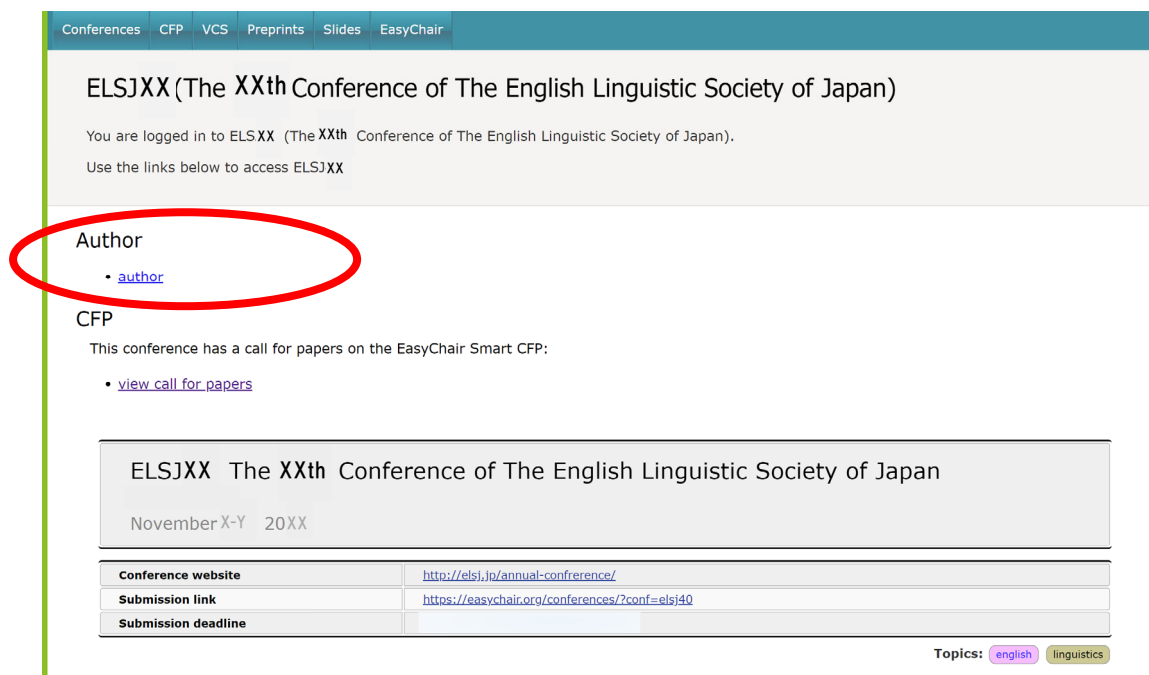
Best regards,

EasyChair for ELSJXX.

応募内容を確認したい場合は、  
このアドレスをクリック  
(Click here to see the content of  
your application.)

応募内容の確認に関して（ステップ 17-18）  
(On the conformation of the content of your application) (steps 17-18)


17. 応募内容を確認するには、author をクリック  
(Click “author” to see the content of your application.)

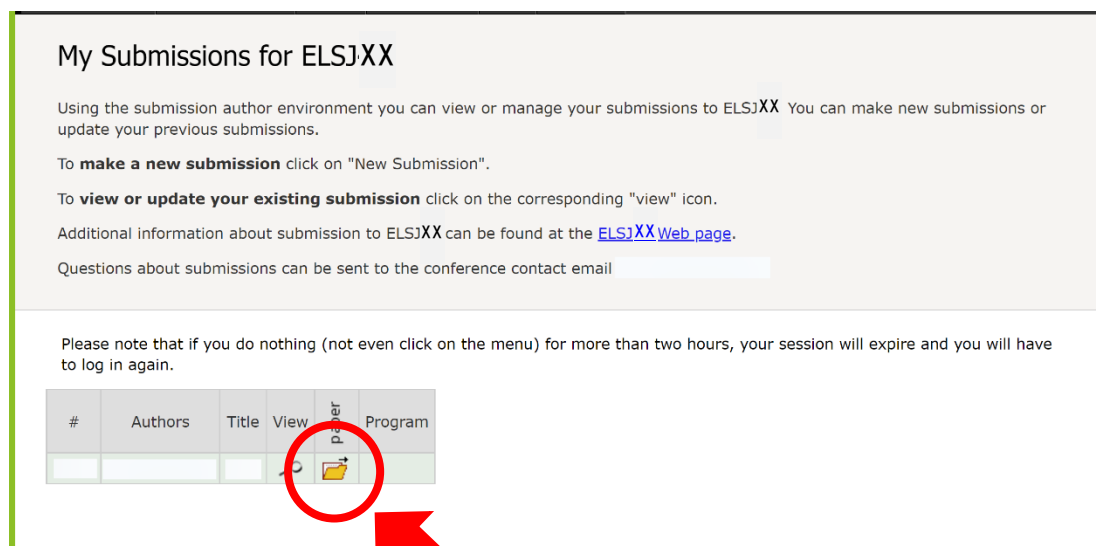


The screenshot shows the ELSJXX (The XXth Conference of The English Linguistic Society of Japan) page. The navigation bar includes Conferences, CFP, VCS, Preprints, Slides, and EasyChair. The main content area has a header for ELSJXX and a login status. Below this, there is a section for 'Author' with a link to 'author' circled in red. Further down, there is a 'CFP' section with a link to 'view call for papers'. At the bottom, there is a table with conference details and a 'Topics' section with 'english' and 'linguistics' tags.


ELSJXX The XXth Conference of The English Linguistic Society of Japan	
November X-Y 20XX	
Conference website	<a href="http://elsj.jp/annual-conference/">http://elsj.jp/annual-conference/</a>
Submission link	<a href="https://easychair.org/conferences/?conf=elsj40">https://easychair.org/conferences/?conf=elsj40</a>
Submission deadline	

Topics: [english](#) [linguistics](#)

18. フォルダの記号をクリックすることで、応募内容を確認できます。  
(Click on the  button to see your application.)



The screenshot shows the 'My Submissions for ELSJXX' page. It contains instructions on how to make a new submission or view/update an existing submission. Below the text, there is a table with columns: #, Authors, Title, View, and Program. The 'View' column contains a folder icon circled in red, with a red arrow pointing to it. The 'Program' column is empty.

#	Authors	Title	View	Program
				

問い合わせ先  
(Contact Information)

EasyChair による応募方法に関する問い合わせ先は以下の通りです。  
(If you have any questions, contact by e-mail:)

日本英語学会大会運営員会書記  
大塚知昇  
t-otsuka@flc.kyushu-u.ac.jp